


## BLIND FLANGES Class 150



### ANSI B 16.5 / B16.47 A

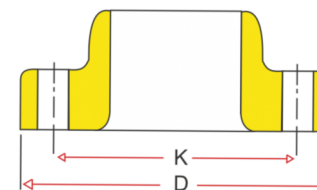
Nominal Size		Outside Diameter	Pitch Circle Diameter	Diameter of Bolts	No. of Holes	Approximate Weight
NPS	DN	D	K			Kgs
1/2"	15	88.9	60.3	(1/2")	4	0.40
3/4"	20	98.4	69.8	(1/2")	4	0.70
1"	25	107.9	79.4	(1/2")	4	0.90
1-1/4"	32	117.5	88.9	(1/2")	4	1.30
1-1/2"	40	127.0	98.4	(1/2")	4	1.60
2"	50	152.4	120.6	(5/8")	4	2.60
2-1/2"	65	177.8	139.7	(5/8")	4	4.10
3"	80	190.5	152.4	(5/8")	4	5.00
4"	100	228.6	190.5	(5/8")	8	7.10
5"	125	254.0	215.9	(3/4")	8	9.00
6"	150	279.4	241.3	(3/4")	8	11.80
8"	200	342.9	298.4	(3/4")	8	21
10"	250	406.4	361.9	(7/8")	12	30
12"	300	482.6	431.8	(7/8")	12	45
14"	350	533.4	476.2	(1")	12	59
16"	400	596.9	539.7	(1")	16	79
18"	450	635.0	577.8	(1-1/8")	16	97
20"	500	698.5	635.0	(1-1/8")	20	124
24"	600	812.8	749.3	(1-1/4")	20	188
28"	700	927.0	863.6	(1-3/8")	28	380
30"	750	984.3	914.4	(1-3/8")	28	450
32"	800	1060.5	977.9	(1-5/8")	28	560
34"	850	1111.5	1028.7	(1-5/8")	32	625
36"	900	1168.4	1085.9	(1-5/8")	32	760
42"	1050	1346.0	1257.3	(1-5/8")	36	1080

\* All dimensions in mm.  
\* All weights indicated are approximate.

Other sizes available on request.

Up to 24" - ANSI B16.5  
Above 24" - ANSI B16.47 A (MSS-SP44).

## LAP JOINT FLANGES Class 150



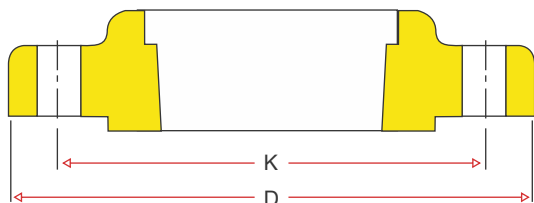
### ANSI B 16.5

Nominal Size		Outside Diameter	Pitch Circle Diameter	Diameter of Bolts	No. of Holes	Approximate Weight
NPS	DN	D	K			Kgs
1/2"	15	88.9	60.3	(1/2")	4	0.40
3/4"	20	98.4	69.8	(1/2")	4	0.70
1"	25	107.9	79.4	(1/2")	4	0.80
1-1/4"	32	117.5	88.9	(1/2")	4	1.10
1-1/2"	40	127.0	98.4	(1/2")	4	1.40
2"	50	152.4	120.6	(5/8")	4	2.20
2-1/2"	65	177.8	139.7	(5/8")	4	3.60
3"	80	190.5	152.4	(5/8")	4	4.10
4"	100	228.6	190.5	(5/8")	8	5.60
5"	125	254.0	215.9	(3/4")	8	6.30
6"	150	279.4	241.3	(3/4")	8	7.50
8"	200	342.9	298.4	(3/4")	8	12.60
10"	250	406.4	361.9	(7/8")	12	18.50
12"	300	482.6	431.8	(7/8")	12	28
14"	350	533.4	476.2	(1")	12	42
16"	400	596.9	539.7	(1")	16	52
18"	450	635.0	577.8	(1-1/8")	16	58
20"	500	698.5	635.0	(1-1/8")	20	74
24"	600	812.8	749.3	(1-1/4")	20	101

\* All dimensions in mm.  
\* All weights indicated are approximate.

Other sizes available on request.

## THREADED FLANGES Class 150

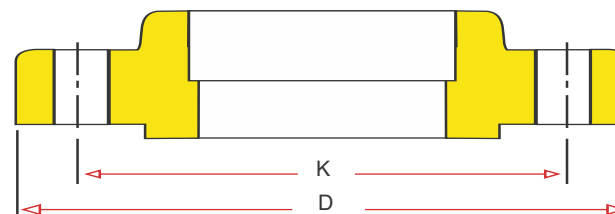


### ANSI B 16.5

Nominal Size		Outside Diameter	Pitch Circle Diameter	Diameter of Bolts	Min. Thread Length	No. of Holes	Approximate Weight
NPS	DN	D	K				Kgs
1/2"	15	88.9	60.3	(1/2")	35.1	4	0.40
3/4"	20	98.4	69.8	(1/2")	42.9	4	0.70
1"	25	107.9	79.4	(1/2")	47.8	4	0.80
1-1/4"	32	117.5	88.9	(1/2")	57.2	4	1.10
1-1/2"	40	127	98.4	(1/2")	63.5	4	1.40
2"	50	152.4	120.6	(5/8")	82.6	4	2.20
2-1/2"	65	177.8	139.7	(5/8")	95.3	4	3.60
3"	80	190.5	152.4	(5/8")	117	4	4.10
4"	100	228.5	190.5	(7/8")	144	8	5.70
5"	125	254	215.9	(7/8")	173	8	6.50
6"	150	279.5	241.3	(7/8")	203	8	7.90
8"	200	343	298.5	(7/8")	254	8	12.80

\* All dimensions in mm.  
\* All weights indicated are approximate.  
Other sizes available on request.

## SOCKET WELD FLANGES Class 150

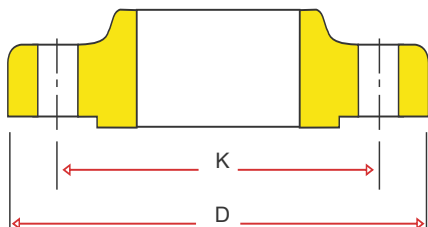


### ANSI B 16.5

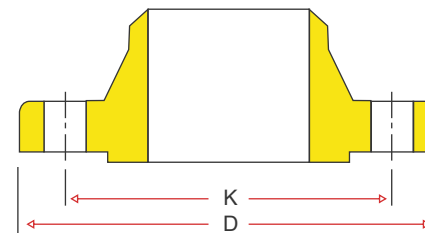
Nominal Size		Outside Diameter	Pitch Circle Diameter	Diameter of Bolts	No. of Holes	Approximate Weight
NPS	DN	D	K			Kgs
1/2"	15	88.9	60.3	(1/2")	4	0.40
3/4"	20	98.4	69.8	(1/2")	4	0.70
1"	25	107.9	79.4	(1/2")	4	0.90
1-1/4"	32	117.5	88.9	(1/2")	4	1.20
1-1/2"	40	127.0	98.4	(1/2")	4	1.50
2"	50	152.4	120.6	(5/8")	4	2.30
2-1/2"	65	177.8	139.7	(5/8")	4	3.70
3"	80	190.5	152.4	(5/8")	4	4.20

\* All dimensions in mm.  
\* All weights indicated are approximate.  
Other sizes available on request.

## SLIP-ON FLANGES Class 300



## WELD NECK FLANGES Class 300



### ANSI B 16.5 / BS 3293

Nominal Size		Outside Diameter	Pitch Circle Diameter	Diameter of	No. of	Approximate Weight
NPS	DN	D	K	Bolts	Holes	
1/2"	15	95.2	66.7	(1/2")	4	0.70
3/4"	20	117.5	82.5	(5/8")	4	1.10
1"	25	123.8	88.9	(5/8")	4	1.40
1-1/4"	32	133.3	98.4	(5/8")	4	1.80
1-1/2"	40	155.6	114.3	(3/4")	4	2.60
2"	50	165.1	127.0	(5/8")	8	3.40
2-1/2"	65	190.5	149.2	(3/4")	8	4.40
3"	80	209.5	168.3	(3/4")	8	6.10
4"	100	254.0	200.0	(3/4")	8	10.10
5"	125	279.4	234.9	(3/4")	8	12.50
6"	150	317.5	269.9	(3/4")	12	14.10
8"	200	381.0	330.2	(7/8")	12	24.80
10"	250	444.5	387.3	(1")	16	37.10
12"	300	520.7	450.8	(1-1/8")	16	50
14"	350	584.2	514.3	(1-1/8")	20	70
16"	400	647.7	571.5	(1-1/4")	20	90
18"	450	711.2	628.6	(1-1/4")	24	112
20"	500	774.7	685.8	(1-1/4")	24	133
24"	600	914.4	812.8	(1-1/2")	24	208
28"	700	1035.0	939.8	(1-1/4")	28	316
30"	750	1092.0	997.0	(1-3/8")	28	365
32"	800	1149.5	1054.1	(1-1/2")	28	420
34"	850	1206.5	1104.9	(1-1/2")	28	475
36"	900	1270.0	1168.4	(1-5/8")	32	530

\* All dimensions in mm.  
\* All weights indicated are approximate.  
Other sizes available on request.

Up to 24" - ANSI B16.5  
Above 24" - BS 3293

### ANSI B 16.5 / B16.47 A

Nominal Size		Outside Diameter	Pitch Circle Diameter	Diameter of	No. of	Approximate Weight
NPS	DN	D	K	Bolts	Holes	
1/2"	15	95.2	66.7	(1/2")	4	0.90
3/4"	20	117.5	82.5	(5/8")	4	1.50
1"	25	123.8	88.9	(5/8")	4	1.90
1-1/4"	32	133.3	98.4	(5/8")	4	2.60
1-1/2"	40	155.6	114.3	(3/4")	4	3.30
2"	50	165.1	127.0	(5/8")	8	3.60
2-1/2"	65	190.5	149.2	(3/4")	8	5.40
3"	80	209.5	168.3	(3/4")	8	7.40
4"	100	254.0	200.0	(3/4")	8	11.90
5"	125	279.4	234.9	(3/4")	8	16.00
6"	150	317.5	269.9	(3/4")	12	20.20
8"	200	381.0	330.2	(7/8")	12	31.00
10"	250	444.5	387.3	(1")	16	44.30
12"	300	520.7	450.8	(1-1/8")	16	64
14"	350	584.2	514.3	(1-1/8")	20	88
16"	400	647.7	571.5	(1-1/4")	20	113
18"	450	711.2	628.6	(1-1/4")	24	134
20"	500	774.7	685.8	(1-1/4")	24	171
24"	600	914.4	812.8	(1-1/2")	24	238
28"	700	1035.0	939.8	(1-1/4")	28	339
30"	750	1092.0	997.0	(1-3/8")	28	390
32"	800	1149.5	1054.1	(1-1/2")	28	448
34"	850	1206.5	1104.9	(1-1/2")	28	504
36"	900	1270.0	1168.4	(1-5/8")	32	559
42"	1050	1289.0	1206.5	(1-3/4")	32	409

\* All dimensions in mm.  
\* All weights indicated are approximate.  
Other sizes available on request

Up to 24" - ANSI B16.5  
Above 24" - ANSI B16.47 A (MSS-SP44).