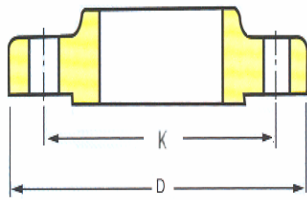
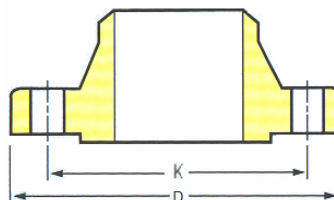


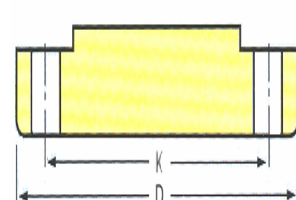

FORGED FLANGES Class 150



SLIP-ON RF



WELD NECK RF



BLIND RF

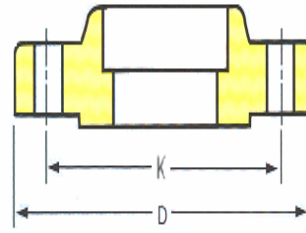
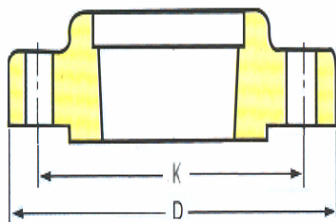
Nominal Size		Outside Diameter	Pitch Circle Diameter	Diameter of Bolts	No. of Holes	Approximate Weight		
						Slip-On	Weld Neck	Blind
NPS	DN*	<i>D</i>	<i>K</i>			<i>Kgs</i>	<i>Kgs</i>	<i>Kgs</i>
1/2"	15	88.9	60.3	(1/2")	4	0.40	0.50	0.40
3/4"	20	98.4	69.8	(1/2")	4	0.70	0.70	0.70
1"	25	107.9	79.4	(1/2")	4	0.80	1.10	0.90
1-1/4"	32	117.5	88.9	(1/2")	4	1.10	1.50	1.30
1-1/2"	40	127.0	98.4	(1/2")	4	1.40	1.80	1.60
2"	50	152.4	120.6	(5/8")	4	2.20	2.70	2.60
2-1/2"	65	177.8	139.7	(5/8")	4	3.60	4.40	4.10
3"	80	190.5	152.4	(5/8")	4	4.10	5.20	5.00
4"	100	228.6	190.5	(5/8")	8	5.60	7.50	7.10
5"	125	254.0	215.9	(3/4")	8	6.30	9.20	9.00
6"	150	279.4	241.3	(3/4")	8	7.50	11	11.80
8"	200	342.9	298.4	(3/4")	8	12.6	18.3	21
10"	250	406.4	361.9	(7/8")	12	18.5	25	30
12"	300	482.6	431.8	(7/8")	12	28	39	45
14"	350	533.4	476.2	(1")	12	36	51	59
16"	400	596.9	539.7	(1")	16	46	60	79
18"	450	635.0	577.8	(1-1/8")	16	50	71	97
20"	500	698.5	635.0	(1-1/8")	20	64	88	124
24"	600	812.8	749.3	(1-1/4")	20	89	119	188

* All dimensions in mm.

* All weights indicated are approximate.

∴ Above 24" Size Dimension Available on Request.

FORGED FLANGES Class 150



THREADED RF

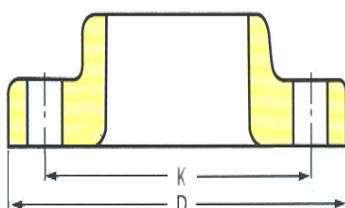
SOCKET WELD RF

Nominal Size		Outside Diameter	Pitch Circle Diameter	Diameter of Bolts	No. of Holes	Approximate Weight	
						Threaded	Socket Weld
NPS	DN	<i>D</i>	<i>K</i>			<i>Kgs</i>	<i>Kgs</i>
1/2"	15	88.9	60.3	(1/2")	4	0.40	0.40
3/4"	20	98.4	69.8	(1/2")	4	0.70	0.70
1"	25	107.9	79.4	(1/2")	4	0.80	0.90
1-1/4"	32	117.5	88.9	(1/2")	4	1.10	1.20
1-1/2"	40	127.0	98.4	(1/2")	4	1.40	1.50
2"	50	152.4	120.6	(5/8")	4	2.20	2.30
2-1/2"	65	177.8	139.7	(5/8")	4	3.60	3.70
3"	80	190.5	152.4	(5/8")	4	4.10	4.20

* All dimensions in mm.

* All weights indicated are approximate.

FORGED FLANGES Class 150



LAP JOINT RF

Nominal Size		Outside Diameter	Pitch Circle Diameter	Diameter of Bolts	No. of Holes	Approximate Weight
NPS	DN	<i>D</i>	<i>K</i>			<i>Kgs</i>
1/2"	15	88.9	60.3	(1/2")	4	0.40
3/4"	20	98.4	69.8	(1/2")	4	0.70
1"	25	107.9	79.4	(1/2")	4	0.80
1-1/4"	32	117.5	88.9	(1/2")	4	1.10
1-1/2"	40	127.0	98.4	(1/2")	4	1.40
2"	50	152.4	120.6	(5/8")	4	2.20
2-1/2"	65	177.8	139.7	(5/8")	4	3.60
3"	80	190.5	152.4	(5/8")	4	4.10
4"	100	228.6	190.5	(5/8")	8	5.60
5"	125	254.0	215.9	(3/4")	8	6.30
6"	150	279.4	241.3	(3/4")	8	7.50
8"	200	342.9	298.4	(3/4")	8	12.60
10"	250	406.4	361.9	(7/8")	12	18.50
12"	300	482.6	431.8	(7/8")	12	28
14"	350	533.4	476.2	(1")	12	42
16"	400	596.9	539.7	(1")	16	52
18"	450	635.0	577.8	(1-1/8")	16	58
20"	500	698.5	635.0	(1-1/8")	20	74
24"	600	812.8	749.3	(1-1/4")	20	101

* All dimensions in mm.

* All weights indicated are approximate.