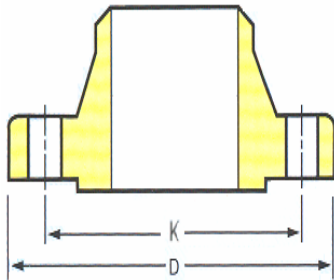


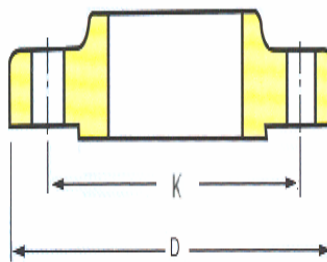
40 BAR

Acc. to BS 4504

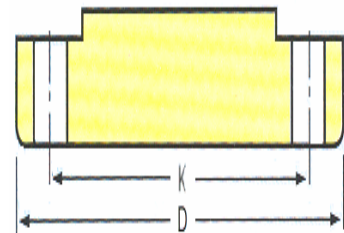
WELD NECK FLANGES SLIP-ON FLANGES BLIND FLANGES



WELD NECK RF



SLIP-ON RF



BLIND RF

Nominal Bore	Outside Diameter <i>D</i>	Pitch Circle Diameter <i>K</i>	Diameter of Bolts	No. of Holes	Approximate Weight (Kg)	
					SLIP ON	WELD NECK
15	95	65	M12	4	0.81	0.746
20	105	75	M12	4	1.24	1.06
25	115	85	M12	4	1.38	1.29
32	140	100	M16	4	2.03	1.88
40	150	110	M16	4	2.35	2.33
50	165	125	M16	4	3.20	2.82
65	185	145	M16	8	4.29	3.74
80	200	160	M16	8	5.88	4.75
100	235	190	M20	8	7.54	6.52
125	270	220	M24	8	10.8	9.07
150	300	250	M24	8	14.5	11.8
200	375	320	M27	12	27.2	21.5
250	450	385	M30	12	43.8	34.9
300	515	450	M30	16	63.3	49.7
350	580	510	M33	16	89.5	68.1
400	660	585	M36	16	127	96.5
450	685	610	M36	20	150	105
500	755	670	M39	20	172	117
600	890	795	M45	20		

*All dimensions in mm.

*All weights indicated are approximate.