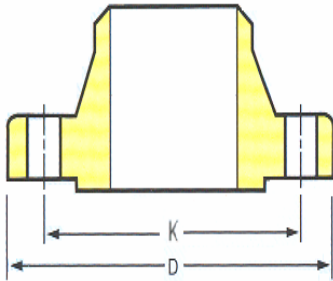


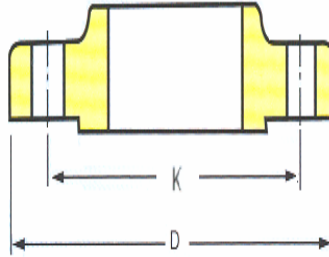
16 BAR

Acc. to BS 4504

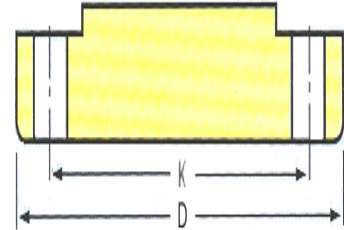
WELD NECK FLANGES SLIP-ON FLANGES BLIND FLANGES



WELD NECK RF



SLIP-ON RF



BLIND RF

Nominal Bore	Outside Diameter <i>D</i>	Pitch Circle Diameter <i>K</i>	Diameter of Bolts	No. of Holes	Approximate Weight (Kgs)	
					SLIP ON	WELD NECK
15	95	65	M12	4	0.72	0.648
20	105	75	M12	4	1.01	0.952
25	115	85	M12	4	1.23	1.14
32	140	100	M16	4	1.80	1.69
40	150	110	M16	4	2.09	1.86
50	165	125	M16	4	2.88	2.53
65	185	145	M16	4	3.66	3.06
80	200	160	M16	8	4.77	3.70
100	220	180	M16	8	5.65	4.62
125	250	210	M16	8	8.42	6.30
150	285	240	M20	8	10.40	7.75
200	340	295	M20	12	16.10	11.00
250	405	355	M24	12	24.90	15.60
300	460	410	M24	12	35.10	22.00
350	520	470	M24	16	47.80	31.20
400	580	525	M27	16	63.50	39.30
450	640	585	M27	20	85	55
500	715	650	M30	20	102	61
600	840	770	M33	20		
700	910	840	M33	24		
800	1025	950	M36	24		
900	1125	1050	M36	28		
1000	1255	1170	M39	28		

* All dimensions in mm.

* All weights indicated are approximate.